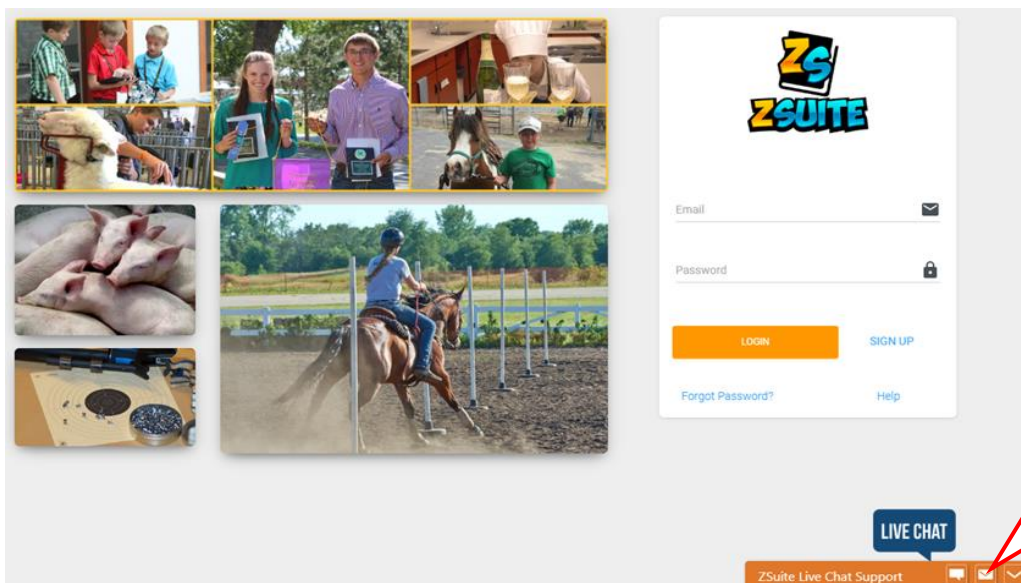


TIP SHEET FOR IDAHO 4-H VOLUNTEERS

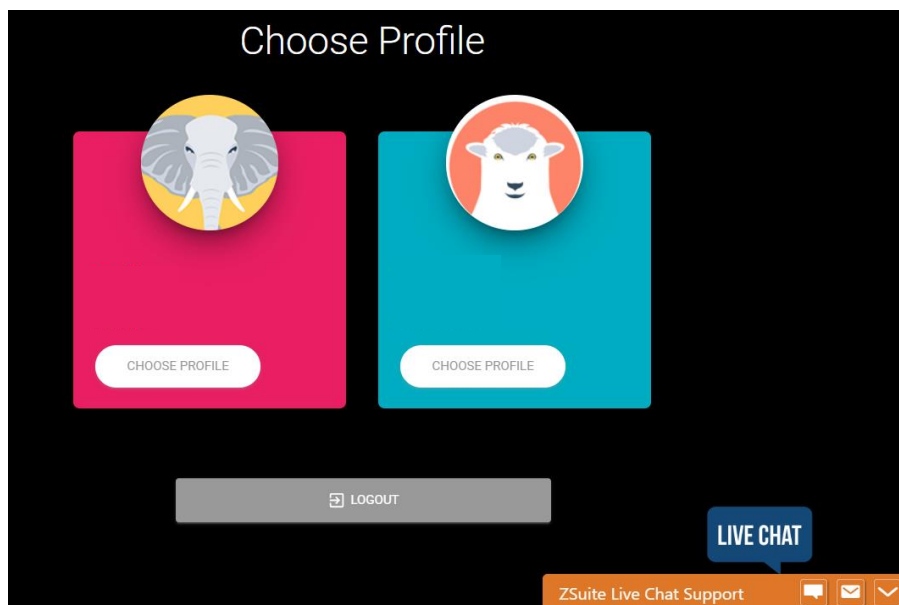
STEP 1: visit: <https://4h.zsuite.org> *If you are a new ZSuite user:* Follow steps 1 – 4 on the page *“Tip Sheet for Idaho 4-H Families”* to create your account. Then refer back to this document.

STEP 2: Log in to your ZSuite account using your family profile.

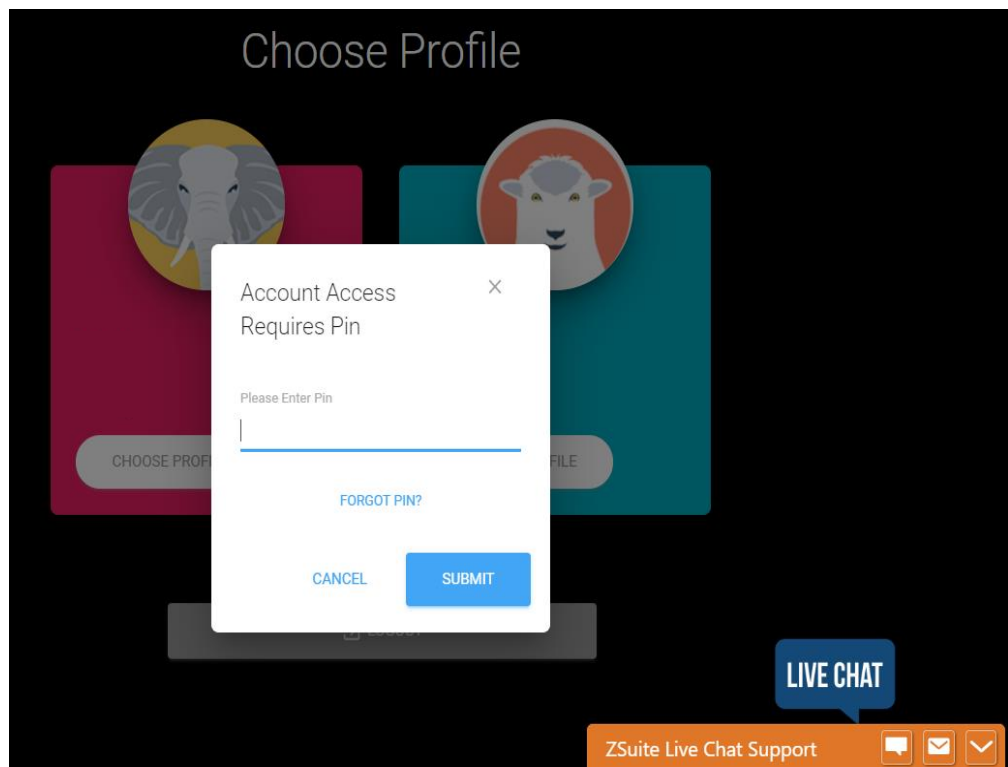


PRO TIP: Any time you have a question, click the orange “ZSuite Live Chat Support” to chat with a ZSuite Customer Service Representative!

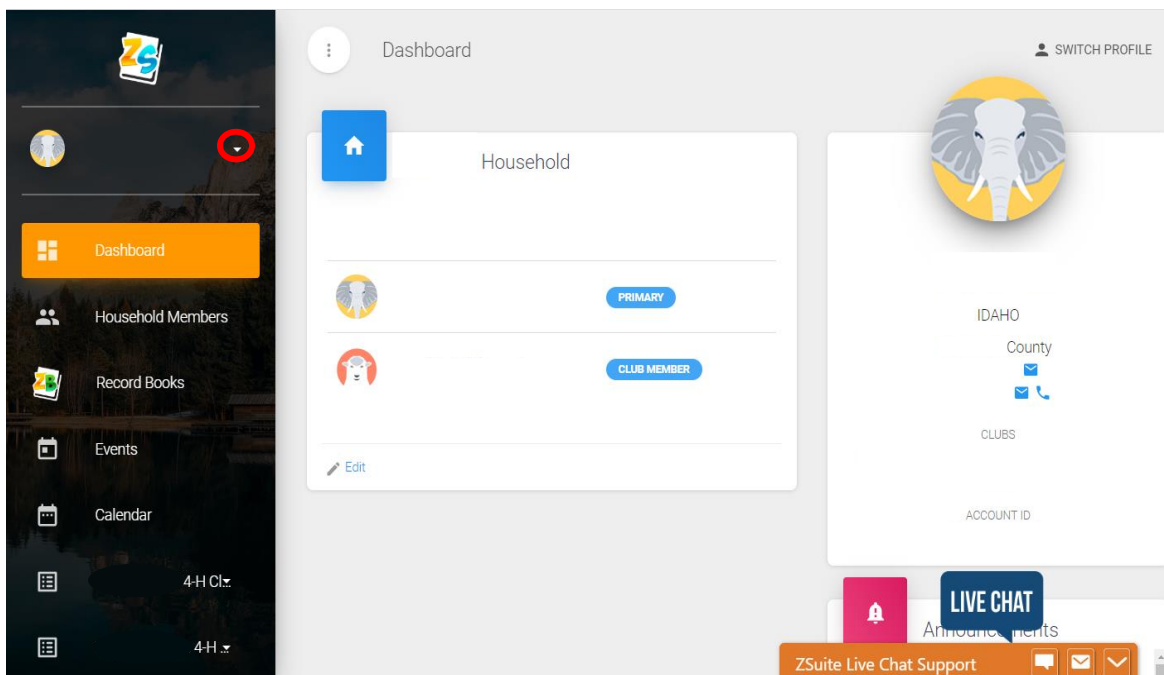
STEP 3: Click the “Choose Profile” button under your name.



STEP 4: Enter your pin number. This is a 4 digit code that you chose when creating your account.



This is your **Primary Member Household Dashboard**.



This is where you will access profiles:

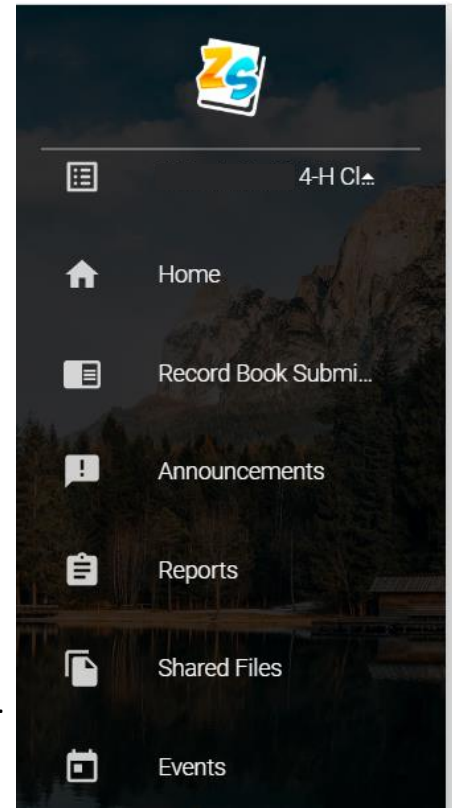
- Click the drop-down arrow next to your name (circled in red in the above screenshot) to change profiles.
 - Household Profile: Change your contact information and profile picture
 - Record Books: This is where you will find your family members record books.
 - Events: listed by ZSuite, Idaho 4-H, your county program or your club volunteers.
 - Calendar: events listed in calendar view

- 4-H Club: Here is where you can access your club information. As many clubs as you have will be listed here.
- Help: Click here for ZSuite Helpsheets
- Logout: Clicking here will log you out of ZSuite

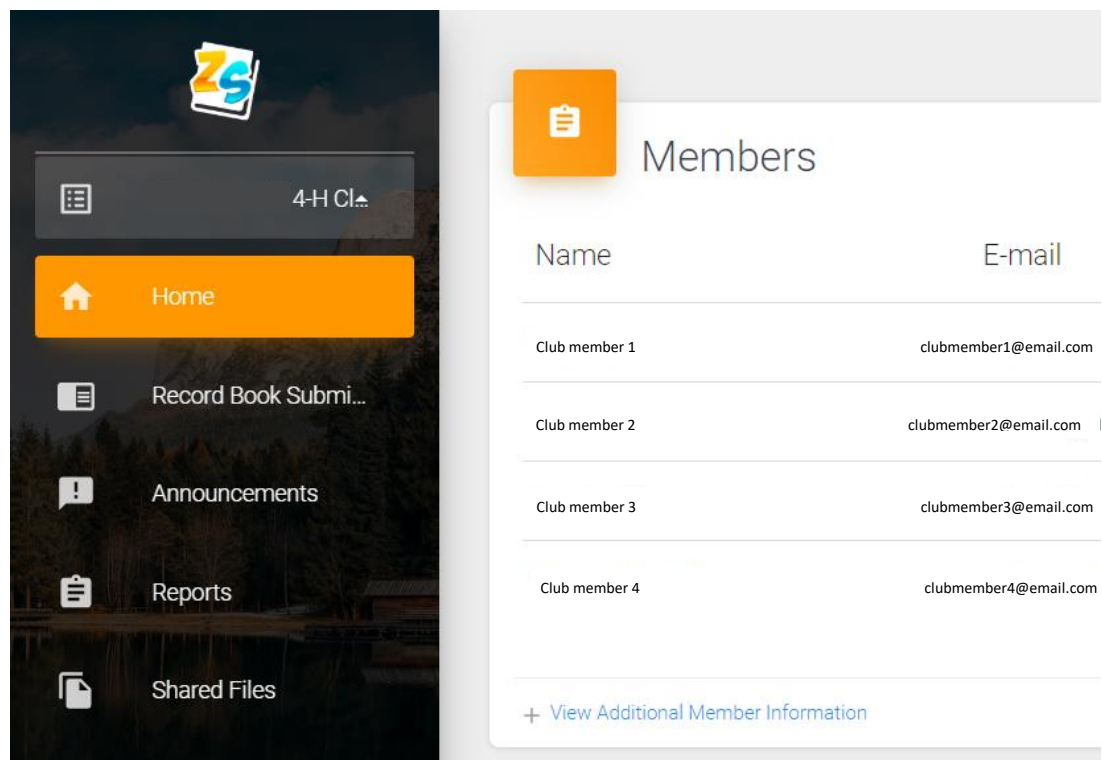
Click on your club name to access the information for that club.

Your menu options will change to show the following options:

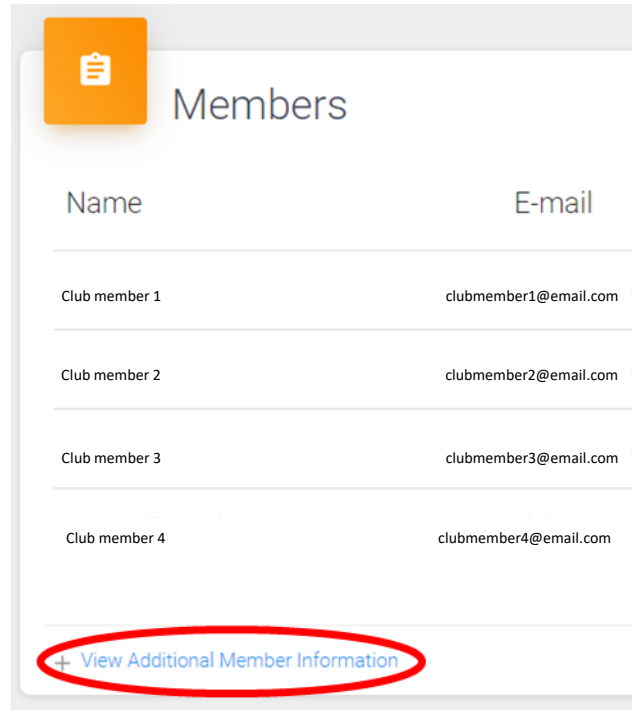
- Home: This will show you the volunteers in the club, how many volunteers and members are associated with this club through ZSuite and list events.
- Record Books Submissions: This screen will show you who has submitted their record books.
- Announcements: Here is where you will see announcements from ZSuite, Idaho 4-H, County or your club. By clicking the GREEN **“+ Announcement”** button, you can add club level announcements that will populate on your club members pages.
- Reports: Here you can see a variety of reports for your club members that have Zsuite profiles.
- Shared Files: If you have a document that you want to share with your club members, click the GREEN **“+ Shared File”** button to add those documents to your club members pages.
- Events: Here is where you add your club events to your club members pages. Just click the GREEN **“+ Event”** button!



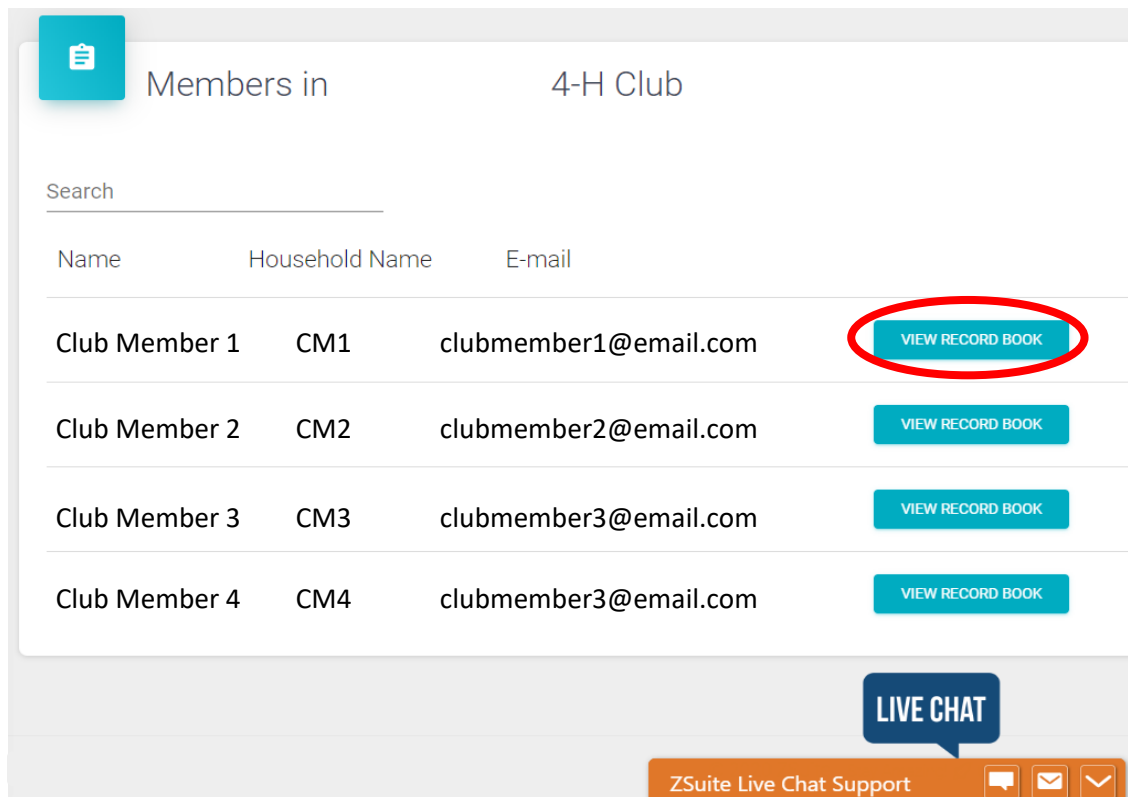
On the **“HOME”** screen under your club; scroll down to **“MEMBERS”** to see who has created a ZSuite Profile in your club.









To see your club member's record books, go to the **"HOME"** screen under your club; scroll down to **"MEMBERS"**, scroll all the way to the bottom of your member list and click the BLUE **"+ View Additional Member Information"** link.









You will now see all of your active club members and can click on the BLUE **"View Record Book"** to see that members' record books.



You are now looking at that club members' active record books. Click the BLUE "View Report" to see a PDF version of that members' record book. *When you are done viewing that record book, click the BLUE "<- BACK" button on the top left to return to this screen.*

Record Book Name	Type	Last Updated	Comment/Score
Cooking	JUNIOR (8-10)/GENERAL/NON-ANIMAL	February 26th 2020, 4:07 pm	 
Involvement Report	JUNIOR (8-10)/INVOLVEMENT REPORT	February 1st 2020, 10:33 am	 
Secretary Book	JUNIOR (8-10)/SECRETARY	January 27th 2020, 6:37 pm	 

By clicking on the BLUE **COMMENT BUBBLE**, you can comment and score on each child's record book. **PLEASE DO NOT ENTER A SCORE FOR PARTICIPANTS RECORD BOOKS!**

Record Book Name	Type	Last Updated	Comment/Score
Cooking	JUNIOR (8-10)/GENERAL/NON-ANIMAL	February 26th 2020, 4:07 pm	 
Involvement Report	JUNIOR (8-10)/INVOLVEMENT REPORT	February 1st 2020, 10:33 am	 
Secretary Book	JUNIOR (8-10)/SECRETARY	January 27th 2020, 6:37 pm	 

NOTE: At this time, you will be able to see ALL of a youth members' record books, even if they are not taking that project in your club. Please be respectful of other clubs' records.