


July/August
2024

I University of Idaho
Extension
Boundary County



EXTENSION NEWS ■ FCS ■ MASTER GARDENER ■ 4-H

~ KEEPING OUR COMMUNITY CONNECTED ~

EXTENSION CONNECTIONS

2024 BOUNDARY COUNTY FAIR

RED, WHITE,



AND BLUE

THIS FAIR'S FOR YOU!



The Extension Office
will be closed Thursday, July 4th,
and Friday, July 5th, 2024, for
Independence Day Observation

Inside This Issue

Extension Office Hours 8:00 a.m.-5:00 p.m.	
Master Gardener Column— Supporting Tomatoes & Waterscapes Peach Salsa	2 3
Master Food Safety Advisor Column—Why The Science Of Home Food Preservation Matters	4
Workshops, Programs, Bulletins, and Classes	5-6

4-H Clover Talk

July/August

4-H Calendar	7
Calendar Cont.	8
4-H Friday Friends	8
4-H/FFA Fair Entry Forms	8
Community Pride	8
Livestock News	
• Fair Weigh-In Schedule	9
• Avian Flu Testing	9
• Days On Feed	9
Completion Requirements	10
Project Requirements	10
Interview Judging	10
Thank You Notes & Blues Sky	10
Herdsmanship Contests	11
C.O.O.L. Information	11
Looking For Fair Royalty	11
4-H/FFA Livestock Rules & Regulations	12
Boundary County 4-H/FFA Event Dress Code & Livestock Exhibitor	13
Dress Guidelines	13
4-H Memorial Hall Exhibit Rules	14
Camp Clover	15
Youth Stem/Robotics Camps	15

University of Idaho
Boundary County
Extension Service
PO Box 267
Bonners Ferry ID 83805
208.267.3235 Phone
boundary@uidaho.edu

Master Gardener Column



Supporting Tomatoes

Tomatoes need support to remain upright. If left to grow on the ground there is less air flow and greater risk of disease. Support keeps the fruit off the ground which helps reduce contamination from contact with soil. Is there a right or wrong way to support your tomato plants? Maybe...



Traditional, store-bought cages can be effective especially for small, container varieties of tomatoes. Though these cages sometimes come in fun colors, they tend to be more expensive than building your own. The support they provide is minimal and often insufficient for most tomato varieties.

You can build your own tomato cage using concrete reinforcing mesh. With a roll 150 feet long and 5 feet tall you can create multiple tomato cages and trellises to support climbing plants. The openings between the wires are large enough to fit your hand through for harvesting and allow even large slicing tomatoes to slide through. Cut the wire at the desired length and create a cylinder that will wrap around the tomato plant. If you cut the wire at a length of six feet, the diameter of the cage will be almost two feet. Wrap the cut wires around the other end of the panel to secure the cylindrical shape. To keep the cage in place you will need at least one or two wooden stakes. Hammer them into the soil several inches and attach the cage to them using wire or garden tape.

Another support method is called the "basketweave" or "stake and weave" which is a trellising system. Plants should be grown in a row with a t-post in the ground between every few plants. Install a t-post at the start and end of the row as well. When plants are about one-foot tall tie a strand of twine to the t-post at one end of the row. Walk the length of the row holding the twine and wrapping it around each t-post as you pass. At the opposite end of the row wrap the twine around the t-post and return to the start while again wrapping the twine around each post. As you come upon plants, they should be carefully placed between the strings for support. When you reach the starting point, cut the twine and secure it to the t-post. As the plants grow add twine higher up on the posts in this same pattern. Twine should be added every 8-12 inches or at least before the plants begin to droop.

Source: K-State Horticulture Newsletter, No. 19, May 13, 2024

Waterscapes

Preliminary research suggests the presence of water in a natural space can benefit mental well-being. The sound of running water helps reduce noise pollution and provides a relaxing escape. Water attracts birds and other pollinators which also contribute to positive well-being. Whether a bubbling rock, pond or waterfall, sensory interests are piqued by waterscapes in the landscape.



There are myriad designs of fountains and ponds that will fit into any size garden. Water features don't have to be large and complex to provide benefits. In fact, creating a water feature can be a fun and relatively simple weekend project beginning with a container, such as a water trough or large flower pot, that will hold water. Of course, the project can be more involved incorporating a larger reservoir to invite wildlife. Consider these points when deciding how to incorporate a therapeutic water feature into your landscape.

Accessibility: Though an isolated water feature can become a destination where visitors may venture to seek refuge, if it is too inconvenient to access it, the feature loses efficacy. By positioning the water feature close to pathways that are frequented regularly more people can enjoy the benefits. This also makes it easier to monitor the feature for maintenance concerns.

Interactivity: Being able to hear the water feature is one way humans can interact. Provide a bench nearby to encourage visitors to rest, watch and listen to the feature. Depending on the type of feature it may be possible to allow play in the waterscape. Is it safe for children to reach in and splash in the water? If so, consider adding stepping stones up to the feature. (Always consider safety and follow necessary precautions when adding a water feature to the landscape).

Maintenance: Incorporating a water feature into the landscape will have limited benefits to well being if it requires intense maintenance. Enter into this project with the understanding of the required maintenance and choose a feature that fits into your constraints. If this is your first time installing and maintaining a water feature, start small as you learn the basics. Don't allow this therapeutic feature to become a stress-inducer!

Source: Adapted from K-State Horticulture Newsletter, No. 5, February 5, 2024

Peach Salsa

Makes: 2 cups

INGREDIENTS

- 1 cup chopped peaches (canned and drained or fresh)
- 1 large tomato, chopped
- 1 bell pepper, chopped (see notes)
- ½ cup chopped onion
- ½ cup chopped cilantro
- 1 Tablespoon lime juice
- ¼ teaspoon *each* salt and pepper



DIRECTIONS:

1. Combine peaches, tomato, bell pepper, onion, and cilantro in a large bowl. Add lime juice, salt and pepper. Stir gently to mix.
2. Refrigerate leftovers within 2 hours.

Serving Size: ¼ cup

Nutrition Facts

Per serving: 20 calories; total carbohydrate 5g; dietary fiber 1g; total sugars 3g; protein 1g; total fat 0g; saturated fat 0g; cholesterol 0mg; sodium 75mg; calcium 9mg; iron 0mg; potassium 149mg; Vitamin D: 0mcg; Vitamin A: 20mcg; Vitamin C: 18mg

What does peachy-keen mean?

Peachy-keen is a very informal and playful way of saying excellent or wonderful. The word *peachy* can be used to mean the same thing. The word *keen* can mean enthusiastic, but it can also be used as a slang term meaning wonderful or splendid, and this is probably what it's intended to mean in *peachy-keen* (making it double positive, kind of like the phrase *fine and dandy*.)

Where does peachy-keen come from?

Peachy-keen was first and is primarily used in the U.S. The first records of it come from the 1950s. The slang sense of *peachy* is recorded earlier, around 1900. The word *peach* has been used as a slang term referring to an especially likeable or attractive person since at least the 1700s. The word *keen* has been used as a slang term meaning "wonderful" since the 1910s.

Source: Adapted from <https://www.dictionary.com/browse/peachy-keen>

Notes

- * For extra flavor, add cayenne pepper or diced jalapeno peppers.
- * Serve with fresh vegetables, crackers, or tortilla chips.
- * Try with tacos, tostadas, fish, chicken, and more.
- * Freeze extra lime juice for later.

If your stone fruit aren't perfectly ripe, let them sit out on the countertop or in a closed paper bag until they soften slightly to the touch and smell, well, irresistible.

If you somehow don't devour them all on their own, try them in:

- Yogurt or cereal. Sliced peaches, nectarines, or plums play well with other fruits (like berries or figs) or on their own in a bowlful of yogurt, cereal, oats, etc.
- Smoothies. Blend up some fresh peaches and frozen berries with milk (or plant milk, yogurt, or kefir), and enjoy.
- Salads. Try something on your greens other than the usual tomatoes and cucumbers.
- Mix finely chopped peaches into waffle or pancake batter or top them after cooking with fruit.
- Mash together a ripe, mashed banana, ½ cup chopped peaches and a 6 ounce carton of fruit flavored yogurt. Spoon into muffin cups. Freeze well, then enjoy on a hot afternoon.
- Replace the jelly on a peanut butter sandwich with very ripe, slices of peach. Lean over a plate to catch any juice that escapes the sandwich.
- Desserts. Try the raspberry glazed peaches recipe below. The peaches—not layers of pie crust—become the main event. Mmm.

Source: Adapted from Nutrition Action, July/August 2022 and <https://extension.okstate.edu/programs/oklahoma-gardening/recipes/peaches-ten-quick-ideas.html>

Raspberry Glazed Peaches

Purée 2 cups of fresh or frozen raspberries with 1 Tablespoon of sugar. Bring to a simmer over medium heat. Add 2 halved peaches, cut side down. Cover and steam until tender, 3-5 minutes. Chill. Serve with vanilla yogurt.

Source: Nutrition Action, July/August 2022



Why The Science of Home Food Preservation Matters

Quite often we hear of people, both in-person and via the internet, talking about recipes they have seen from friends and family, various online sources, or something they created in their own kitchen. When they hear Extension say we don't recommend these unapproved sources, they question, "Why can't I use this recipe? Nobody I know has gotten sick from it." Our response is usually, "Then you are quite lucky, but I would no longer recommend using that recipe for home canning." This article will explain why we only recommend using tested, research-based recipes for home canning.

All recipes we recommend come from approved sources such as USDA, Cooperative Extension Services, or Ball. All of these entities put canning recipes through a rigorous process where they do a multitude of tests to standardize the recipe for home use.

During this process they look at:

- measurement of all ingredients
- size of the jar
- measurement of the pH
- processing time
- temperature
- pressure

There are other factors these food scientists measure when evaluating a safe recipe for home canning including:

- water activity
- how well heat penetrates the jar
- thickness of the food product
- size of the food pieces
- raw and hot pack methods
- canning at various altitudes
- amount of headspace

All of these factors combined are used to determine the final processing times and temperatures needed to ensure the end food product is safe to consume. This means that all

potential pathogenic bacteria that can cause foodborne illness or food spoilage have been destroyed or inactivated.



For high acid foods such as fruits, jams, and pickled products, temperatures of 180° to 212°F will kill most bacteria, molds and yeasts. However, for low acid foods such as meats, vegetables, and mixed foods, temperatures of 240°F must be reached to kill spore-forming bacteria such as *Clostridium botulinum*, the bacteria that causes botulism.

The resources needed to fully conduct this recipe research can only be found in a food safety lab with specialized equipment and trained food scientists. This is why it is imperative that you only ever can recipes that have gone through this rigorous testing process. However, if you really like a recipe from an unapproved source, how can you safely can your non-research tested recipe?

-Find a USDA or University Extension recipe that is very similar to your recipe. There are a wide variety of recipes out there.

-If your recipe has other ingredients that are not included in the research-tested recipe, you can add those once you have opened the jar, and you are preparing that food for consumption.

-Note, you cannot alter a tested recipe unless it specifically lists acceptable modifications. The exception is for salt; you can use less salt in canned recipes as it is there for taste, not for safety.


If you need any assistance with finding a research-based recipe or want to know if your recipe is safe to can, contact your local Extension office at 208-267-3235 or email amrobertson@uidaho.edu.

Submitted by Amy Robertson, Extension Educator

DIAL PRESSURE GAUGE TESTING
A free dial pressure gauge testing clinic will be held on the first Tuesday of the months May-September.

- * Please plan on bringing your canner lid in to the office and leaving for 24 hours.
- * A \$2.00 fee will be imposed for those brought in on other days for on demand testing.
- * Dial gauges need tested every year.

If your pressure canner only has a weighted jigler, it does not need to be tested.



IF YOU ARE MOVING/HAVE A CHANGE OF ADDRESS, OR WOULD PREFER TO HAVE THE NEWSLETTER EMAILED TO YOU-

PLEASE CALL US AT 208-267-3235 OR EMAIL boundary@uidaho.edu



Workshops, Programs, Bulletins & Classes

Due to space restrictions, proper planning of handouts and trying to ensure an effective learning environment, all Extension sponsored workshops, programs and classes require **pre-registration**. Please contact the Extension office listed for the workshop, program or class you wish to attend.

The University of Idaho Boundary County Extension Office does not want anyone denied access to educational classes based on inability to pay. To inquire about scholarship availability, contact the Boundary County Extension Office at 208-267-3235.



UI Extension Sheep and Goat Monthly Webinar:

UI Extension offers webinars on sheep and goat topics . Follow them on Facebook @UISheepandGoats for the current schedule of topics.

Harvesting & Storing Garden Vegetables

Tuesday, July 9, 2024

3:30 PM-5:00 PM

Online via Zoom

FREE



Join us for a free online workshop on how to identify the proper stage of maturity to harvest garden vegetables for peak flavor, nutrition, and storage. Go to <https://bit.ly/HarvestStore24> to register.

Class size is limited. Contact the Boundary County Extension Office to **register**; 208-267-3235.

Air Frying Fun!

Thursday, July 18, 2024

11:00 AM-Noon

Online via Zoom



Join us to learn how simple and fun it can be to use an air fryer to prepare a quick meal for you and others. This program will teach participants the basics of air fryers including settings, ease of use and considerations. This class is great for anyone looking to purchase an air fryer or wondering how to put one they own to better use.

Go to <https://bit.ly/airfry24> to register.

Keeping Garden Pests in Check!

Wednesday, July 10, 2024

1:00 PM-3:00 PM

Boundary County Extension Office

6791 B Main Street

Cost: \$5



Discover how to keep away pests like gophers, mice and problematic insects while inviting friendly bugs. Learn to cultivate a strong and healthy garden by nurturing your plants and beneficial insects. Whether you're a novice or a seasoned gardener, this class will enhance your garden by giving you tools to reduce harmful pests while encouraging the helpful ones that have an important role in fostering healthy plant growth!

Class size is limited. Contact the Boundary County Extension Office to **register**; 208-267-3235.

Dutch Oven Cooking

Wednesday, September 4, 2024

10:00 AM-2:00 PM

Boundary County Fairgrounds

Indoor Arena

6567 Recreation Road

Cost: \$20



Learn how to make delicious food while cooking outdoors using a Dutch oven. We will also cover proper care, storage, and tips for the Dutch oven. This hands-on class will teach how to make a variety of dishes including breads, desserts, main dishes, and vegetables. The class will end with a picnic lunch as participants get to eat the food we make during the class.

To **register**, contact the Boundary County Extension Office @ 208-267-3235.

Visit Us On The Web @

uidaho.edu/boundary

Workshops, Programs, Bulletins & Classes

Growing Garlic in North Idaho

Thursday, September 12, 2024

1:00 PM-3:00 PM

Boundary County Extension Office

6791 B Main Street

COST: \$5



Growing Garlic in North Idaho – Fall is the time to plant garlic cloves! In this class you will learn about different garlic varieties and how best to grow them in your North Idaho garden. From planting in the fall to harvesting the following season we will discuss soil preparation, planting, irrigation and harvesting and storage. Although this crop is generally easy to grow, we will also discuss possible pests.

To **Register:** Contact the Boundary County Extension Office @ 208-267-3235.

Freeze Drying Done Right

Thursday, September 12, 2024

11:00 AM-Noon

Online via Zoom

FREE



Want to learn about freeze dryers designed for home use? This is the online class for you! During this class you will learn about the various freeze dryer models, purchasing and maintenance costs, how to operate a freeze dryer, and proper storage of freeze-dried goods. We will also show you how to prep food and begin the freeze-drying process.

Go to <https://bit.ly/freezedrying24> to register.

STRONG WOMEN PROGRAM September 10—November 14, 2024

All Equipment Provided

Location: UI Extension Conference Room

Time Choices:

8:30 a.m. Tuesday, Thursday
Strong Women Stay Young — 2X/wk

10:30 a.m. Tuesday, Thursday
Strong Women Strong Bones — 2X/wk

Cost: \$30 * for 10 week session

Your place is reserved when payment is received
*Scholarships available contact Angela at 208-267-3235



**Register @ UI Extension Office, 6791 B Main St.
(208)267-3235**

Fermentation

Thursday, August 15, 2024

11:00 AM-Noon

FREE

Online Via Zoom



Learn the basics of fermenting foods for preserving the harvest and enhancing the nutritional value, healthfulness, and digestibility of foods. This online class will also cover safe storage of fermented foods.

Go to <https://bit.ly/fermentation24> to register.

Intro to Hydroponic Gardening, \$5

Wednesday, September 25, 2024

1:00PM-3:00PM

Boundary County Extension Office

6791 B Main Street

COST: \$5



Welcome to the world of hydroponic gardening. Hydroponic gardening is gardening without soil. This can be accomplished indoor or outdoor. In small spaces, or as large as you'd like to make it. With the right space, hydroponic gardening can provide food for you year round. We will be discussing several different types of hydroponic systems, from counter top to simple float systems as well as larger more productive growing. Instructor, Tonia Zink, has been successfully growing hydroponics year around for 5 years and loves to share her passion with others.

Class size is limited. Contact the Boundary County Extension Office to **register**; 208-267-3235.

Forest Insects & Disease Field Day

Coeur d' Alene

8:00 AM-5:00 PM, Friday, August 2, 2024

Meet at the south side of the Lake City High School Parking Lot (6101 Ramsey Road)



This one-day field trip will give participants first-hand exposure to a wide range of insects, diseases, and parasitic plants that impair the growth of trees and forests in northern Idaho. Experts will be on hand to help participants identify insect and disease symptoms and discuss practical methods of dealing with them.

To ensure an effective learning environment, registration for this session is limited. **A \$15 registration fee** covers handouts and refreshments. For **registration** questions, contact the UI Extension Office in Kootenai County at 208-292-2525.

The program is co-sponsored by University of Idaho Extension, Idaho Department of Lands, and USDA-Forest Service.



University of Idaho
Extension
Boundary County

4-H CLOVER TALK JULY/AUGUST 2024



Debbie Higgins
4-H Program Coordinator

Lots of things are happening this spring and early summer and time seems to be flying by!

We didn't do a swine spring weigh-in this year due to pigs being sick. We have sent letters out to all market swine members and also sent it via email to make sure everyone is informed before we get to fair. If you received this letter and have questions, please contact Debbie at 208.267.3235 or email deborahh@uidaho.edu.

Remember 4-H members, now is the time to be working on those record books. There's not a lot of time left to get them done. If you need me to print your books for you, I am happy to do so. When you are in either template or record book at the upper right corner click the yellow-orange button submit. It will come to me, and I will print it for you.

MEMBERS WANTED FOR FFN ROYALTY! Please stop by the office or I can email you a Family Fun Night Royalty application. Any 4-H member ages 8-18 can be royalty. It's a super fun experience. The deadline to apply is July 17th.

We had a lot of fun at the Carter Country customer appreciation BBQ in June. The sheep project families came and ran the grill, cleaned shelves, and assisted customers. What a hard-working bunch of members and parents. We couldn't have done it without you. Thanks for the help!

Congratulations to Katie Vader as the winner of the County Oral Presentation Contest! She is now off to compete in the

State Horse Hippology, Judging and Oral Presentation Contest. Good luck Katie! We are all rooting for you.

There are many important dates to note in July & August. Make sure to put them on your calendar so you don't forget. July 11-Camp Clover, at Rotary Park @ 9-2; July 17-Family Fun Night Applications due; July 18-Mid-summer Horse Show, at the Fairgrounds @ 8-6; July 24-Avian Flu Testing, Fairgrounds @ 2-6; July 25-C.O.O.L Forms, Fair Entry and deadline for signed market swine letter; July 31-Style Revue, at the Fairgrounds @ 6:00 ; August 1- Dirt Bike Show, at the Fairgrounds @ 6:00; August 2-Dog Show, at the Fairgrounds @ 9:00; August 3-Horse Show, at the Fairgrounds @ 8:00; August 4-Pigs come to fair 4-7 pm; August 5-other animals come to fair and all 4-H projects are entered. Vet checks will take place before any animals off load.

Don't forget to get your Fair Books, they are ready to be picked up.

If members need make-up meetings or community service and are 13 or older we can use the help at Camp Clover, July 11th starting at 8 am to 2 pm. Give Debbie a call 208-267-3235.

Have a safe and exciting summer, see you at the fair!



**Follow Boundary County 4-H
on Facebook:**
[www.facebook.com/
boundarycounty4h](https://www.facebook.com/boundarycounty4h)

4-H Calendar

July

July 1-Market Rabbit Weigh-In
5:30 p.m. Ext. Office

July 4-Independence Day
Observed Ext. Office Closed

July 9-Livestock & Leaders
Meeting 6:30 p.m. Ext. Office

July 11- Camp Clover 8:45 a.m.
-2:00 p.m. @ Snow Creek

July 13-Sheep Camp

July 17-Family Fun Night Applications Due

July 18-Mid Summer Horse Show

July 19-Family Fun Night Royalty Interviews

July 24-Avian Flu Testing 2:00
p.m.-6:00 p.m. @ Fairgrounds

July 25-C.O.O.L./Quality Assurance & Fair Entry Forms Due

July 30-Livestock & Leaders
Meeting 6:30 p.m. Ext. Office

July 31-Style Revue 6:00 p.m. @
Memorial Hall

August

August 1-Dirt Bike Skills Competition 5:30 a.m. @ Fairgrounds

August 2-Dog Show 9:00 a.m. @
Fairgrounds

August 3-4-H Horse Show Part I
8:00 a.m. @ Fairgrounds

August 4-Bring Pigs To Fair-
grounds Between 4:00 p.m.-7:00
p.m.

August 5-Final Weigh-Ins-All
Animals

August 5-Record Books, Static
Projects Checked In 2-00 p.m.-
6:00 p.m. @ Memorial Hall

August 6-10-Boundary County
Fair

August 7-Livestock Judging @
The Fair

Persons with disabilities have the right to request and receive reasonable accommodations. Please complete the form found at [reasonable-accommodation-for-4-h-parent-complete.pdf \(uidaho.edu\)](#) to assist in evaluating the reasonable accommodation request at least two week prior to the event. Accommodation applications cannot be approved without supporting documentation. Submit the request form found in the link above along with supporting documentation to Center for Disability Access and Resources 875 Perimeter Drive Moscow, ID 83844-4257 cdar@uidaho.edu Phone 208-885-6307, Fax 208-885-9404



August Continued

August 8-Family Fun Night 6:30 p.m. @ Outdoor Arena

August 9-Buyers Social 5:00 p.m.-6:30 P.M.

August 9-Market Animal Sale 7:00 p.m.

August 11-Pick up Fair Items & Clean Stalls & Barns 9:00 a.m.-11:00 a.m.

August 15-Idaho 4-H Key Award Applications Due @ Ext. Office

September

September 2-Labor Day Observed Ext. Office Closed



September 10-Livestock & Leaders Meeting 6:30 p.m. Ext. Office

We're proud to say we have completed another successful year of 4-H Friday Friends. Throughout the whole year, we explored many different subjects, activities, and made sure everyone had loads of fun. Nearing the end of the year we had a many different physical activities to get everyone ready for summer, including Soccer tournaments, Track and Field races, and even a full-on water balloon fight. We also explored various scientific topics, starting off with electricity and currents in multiple science experiments testing circuitry through different paints. After that, we had a whole day dedicated to engineering and construction, where students worked in teams to build using a variety of materials, from blocks and gears to make small crafts, to cardboard and tarps to make life size forts. Last but not least, students spent time exploring the world through virtual field trips learning about the culture, cuisine, and people of many different nations.

If you are interested in 4-H Friday Friends, or didn't make it this year, we will be back with more learning and fun starting on September 6th, the first Friday of the new school year. More information can be obtained through the Boundary County Extension office. Have a great summer and see you this Fall!!!

ATTENTION ALL 4-H LEADERS—
 Please mark **July 9 & July 30** on your calendar! Come to the meetings to stay on top of what is going on in 4-H. Livestock committee meets first at 6:30 p.m. followed by Leaders' council starting at 7:00 p.m. at the Extension Office. All parents, members, and community members are welcome to attend meetings.

4-H Fair Entry Forms

All 4-H projects and FFA Market Animal projects must complete a 4-H Fair Entry Form. **THIS FORM CAN NOT BE USED FOR OPEN CLASS EXHIBITS!!!** The 4-H Entry Form was inserted in the back of each projects' record book, is available on zsuites, or picked up at the Extension Office. Only one form is required per member. Members must list what projects they will be bringing to fair. If you have a market animal project the tag number of the animal you are bringing must be written down. **Entry Forms and COOL Forms must be completed and returned to the Extension Office by Thursday, July 25, 2024.** The Entry Form will be used for the check-in and check-out of projects at Memorial Hall. If you have any questions or need additional information please call the Extension Office at 208-267-3235.

Community Pride

There are four Organizational clubs serving Boundary County 4-H. We know that you all put a lot of hard work and time in to your community pride projects. However, we have only seen two or three community pride posters at Fair. Unless folks live in an area, many do not realize the amount of time and hard work 4-H gives back to the community. We are urging all organizational clubs to submit community pride posters at fair. What should be on your poster? Your poster can show the process of doing the activity. Community pride posters are due on Monday, August 5, 2024 and can be turned in from 2:00-6:00pm at Memorial Hall. If you have questions call the Extension Office.



Livestock News



FAIR WEIGH-IN SCHEDULE

Pigs Check in Sunday August 4th, 4:00-7:00 p.m.

Monday, August 5th

Swine: 7:00a.m.-8:00a.m.

Sheep/Goat: 8:30a.m.-9:30a.m.

Beef: 10:00a.m.-11:00a.m.

C.O.O.L. AFFIDAVIT

Found in your Record Book or picked up at the Extension Office. 4-H and FFA livestock market members must turn this form in along with your fair entry form by July 25 to the Extension Office.

LIVESTOCK RECORD BOOKS

- Must be turned in to Memorial Hall from 2:00p.m.-6:00p.m. on Monday, August 5
- Record books not complete with signatures (member, parent, and project leader) will result in the member not being eligible to sell at the Market Animal Sale.

- **Do not forget to bring your paperwork to the weigh-ins**
- **BEEF**-HAUL SLIP, BILL OF SALE
- **SWINE**-BILL OF SALE, HEALTH CERTIFICATE (IF PURCHASED OUT OF STATE)
- **LAMB/GOAT**-BILL OF SALE, HEALTH CERTIFICATE (IF PURCHASED OUT OF STATE)
- **RABBIT**-PROOF OF OWNERSHIP OF TWO OR MORE DOES, MUST BRING DOE, LITTER MUST HAVE THREE FRYERS, ALLOWED ALTERNATE PEN OF THREE FRYERS

Days on Feed 2024

WEIGH-IN DATES

Beef March 16-August 5

Swine May 18-August 5

Lamb/Goat May 29-August 5

DAYS ON FEED

(142)



(80)

(69)



Primary & Alternate Animals

Do you know which animal you are taking to fair? Please declare your tag numbers on your 4-H Entry Form. You must declare what tag number is coming to the Fair before the final weigh-in. Fair Entry and COOL Forms must be turned in to the Extension Office by July 25. If you have any questions please call 208-267-3235.



This is a reminder to **all** animal project members (beef, sheep, swine, horse, dairy, goat, rabbit, poultry).

There will be a \$50.00 penalty assessed for each incident of non-compliance of

the fair rules regarding feeding and cleaning of stalls. Feeding and stall cleaning should be completed by 9:00a.m. and 8:00p.m. Fees will be deducted from sale checks if you are in a market animal project. All other animal project members must pay the fee. If fee is not paid, members will be ineligible to take an animal project in the future until debt is paid in full.

Avian Flu Testing will be held on Wednesday, July 24, 2024 between the hours of 2:00 p.m.-6:00 p.m. at the indoor arena at the Boundary County Fairgrounds.

Avian Flu Testing is **required** for all 4-H/ FFA and Open Class birds in order to display at the fair.

Displaying waterfowl at the fair is not allowed at this time.

Market Animal Sale

Friday, August 9, 2024

Sale Time-7:00p.m.

Indoor Arena

Buyer's Social: 5:00p.m. in front of Memorial Hall. An appreciation dinner is provided and served by families and leaders of 4-H and FFA Market Livestock Members. Buyers numbers can be picked-up at the 4-H Office in the Indoor Arena.

Completion Requirements

For Boundary County 4-H all Organizational clubs have begun their meetings. I would like to remind everyone that members must attend a minimum of 50% of the organizational meetings. A majority of the clubs meet once a month up. This provides ample time to fulfill the completion requirements. Members must also participate in at least one community service activity, attend 75% of their project meetings, give an oral presentation, and exhibit their completed project. Please remember that members must complete an oral presentation and complete a record book for each project that they take. The easiest way to ensure that you are meeting your project requirements is to simply ask your organizational or project leaders if you are in good standing. It is the member's responsibility to communicate to the leader if you are going to miss meetings etc. Keeping those lines of communication open will help avoid issues later in the year.

If you have additional questions about completion requirements do not hesitate to call the Extension Office at 208-267-3235.

Project Requirements

Please remember that project requirements and exhibit standards are fully described in project materials. All leaders have received copies of these requirements. If you take the time to review the project and exhibit requirements at the beginning of a project that helps eliminate a lot of problems when a project is submitted for the Fair.

Remember:

- All projects have a record book
- All record books must include a story-(project focused)
- Photographs are required in Boundary County
- All projects require an oral presentation
- All projects have an exhibit standard

Leaders-If you have questions about the exhibit standards or project requirements please contact Debbie at the Extension Office, 208-267-3235.

Interview Judging

All interview judging will take place on Tuesday, August 6th in Memorial Hall. The following projects require interview judging:

- Leadership/Teen Leader
- Club Officers (If record book is submitted)
- Speech/Public Speaking
- Vet Science
- KYG



It is the member's responsibility to sign up for an interview when record books are turned in on Monday, August 5th. Please be mindful of showing times etc. to avoid conflicts in scheduling.

Thank You Notes & Blue Sky

Boundary County does a wonderful job supporting our 4-H and FFA programs. It is essential for us to recognize and show appreciation to our award donors and buyers through Thank You cards.



Thank you cards should include:

- Who you are and something about yourself.
- What projects you took to the Fair.
- Why you enjoy the project(s) you took.
- The cards should be addressed to the award donor and/or buyer, have a return address and sufficient postage on the envelope.
- The Blue Sky Form is not judged. Keep it in your Record Book & it should be turned in with your Record Book at Fair.
- **DO NOT mail the thank you cards. Please turn them in with your completed Blue Sky to the Extension Office after the Fair by September 1.** Timeliness is of the utmost importance.

Thank you cards will be available at the 4-H Fair Office and the Boundary County Extension Office. Please call 208-267-3235 if you have questions.

Herdsmanship Contests

This is a reminder to our 4-H Herdsman that the **Barn Herdsmanship contest** is held daily! Each of the animal barns (Beef, Sheep, Swine, Horse, Rabbit, Goat, Poultry) are eligible to participate. A traveling banner is awarded to the barn with the highest score in the following categories: Animal Care, Barn and Stall, Tidiness, Decorations/Educational Displays, and Exhibitor Attitude. Judges will also identify 4-H members in each animal category who deserve the **Individual Herdsman Awards**. Last year's barns looked fantastic, and we received a lot of positive comments from the judges. Keep up the great work and good luck contestants! If you are interested in being a Barn Herdsmanship judge please call the Extension Office at 208-267-3235. Individual Herdsmanship nomination forms are available at the 4-H Fair Office & due to the 4-H Fair Office by 3:00 pm, Saturday, August 10.



Judging Criteria

- ❖ Livestock should be well groomed, properly secured, fed, and watered.
- ❖ EXHIBITORS are to feed, water, and care for their animals.

Stalls & Barns

- ❖ Stalls and barns should be clean, dust-controlled, and swept. Manure should be removed and properly disposed of. Fresh bedding should be added to stalls on a regular basis. Stall cards should be complete, neat, and legible.

Decorations & Educational Displays

- ❖ Educational displays should provide information about 4-H and educate the general public about the species. Decorations should incorporate the fair theme and 4-H emblem and colors.

Exhibitor Attitude

- ❖ 4-H exhibitors should be courteous and helpful to the public, 4-H leaders and staff, Fair Board members, and other competitors. They should have a neat appearance and show pride in their projects.

C.O.O.L.

IMPORTANT INFORMATION FOR ALL MARKET ANIMAL MEMBERS AND LEADERS!

As part of the Farm Bill, effective September 30, 2008; individuals who are selling whole muscle retail cuts of meat are required to identify where that animal was born and raised. This labeling is known as Country of Origin Labeling or C.O.O.L.

So what does this mean to you as a livestock member? As a producer of a meat animal you will be required to keep records regarding the country the animals you sell were born and raised in. If you are purchasing animals for your 4-H project you will need this information at the time of purchase. This information must be kept in your records for 1 year **after** the sale of the animal.

The C.O.O.L. form should be in your record book. The form covers the requirements for our market animal sale, and it is important you can provide the information on your animal(s). It is important that you use a good bill of sale and ask the producer questions when you go to purchase your animals(s). C.O.O.L. forms must be turned in with your Fair Entry form by July 25.

If you have any questions regarding C.O.O.L please contact Debbie at the Extension Office.

Style Revue

The Style Revue will be held on Wednesday, July 31st. Practice starts at 5:30 p.m. and judging will start at 6:00 p.m. Come see our 4-H seamstresses put their best foot forward during the Style Revue which will be held at Memorial Hall located at the Fairgrounds.



If you have any questions please call your clothing leader or the Extension Office at 208-267-3235.



**Looking for Family
Fun Night Royalty!**

**Applications can be picked up at the
Extension Office and need to be turned in
by July 17, 2024.**

**Judging, Interviews and Crowning will
take place at the Extension Office
July 19, 2024**



4-H/FFA Livestock Rules and Regulations

1. Weigh-In

- a. 4-H & FFA FAIR ENTRY AND C.O.O.L./QUALITY ASSURANCE FORMS DUE TO THE EXTENSION OFFICE JULY 25, 2024
- b. Animals that are diseased or contaminated with pests will not be weighed in, they will be sent home immediately and not be allowed to sell. Final decision lies with the Veterinarian and the Market Animal Sale Committee.
- c. No wet lambs will be weighed-in.
- d. Minimum weights at Fair weigh-in for this year are:
Rabbit-3-5.5 lbs
Steer-1,000 lbs
Lamb-110 lbs
Goat-65 lbs
Swine-220 lbs min.-300 lbs. max
Overweight hogs may be sold but will only receive premiums for the max. weight allowed (i.e. 310 lb. hog will only sell at 300 lbs.).
- e. If a market swine exceeds 300 pounds it will become ineligible to receive Grand or Reserve Champion Quality and top rate of gain. A Market Swine can not be born before January 1 of the current 4-H year.
- f. Market animals not making at least minimum weight may not sell at the Market Animal Sale or on the Boundary County Fairgrounds Property.
- g. Once an animal is checked-in/weighed-in for Fair it is to remain on display through the duration of the Fair. Any early removal of an exhibit from Fair will result in the inability to enroll in 4-H or exhibit at the Fair the following year. Also all premiums, awards, and auction proceeds resulting from that project will be forfeit. Fair exhibits may only be removed prior to check out time if permission is given by the 4-H Coordinator or 4-H Extension Educator. All underweight and breeding animals must be removed on Saturday night.
- h. Market animals will only be weighed ONE time. First weight is final.

2. Project Completion/Eligibility for Sale

- a. 4-H and FFA Market Animals are eligible for market sale if they meet all Fair General Rules and Livestock Rules.
- b. The Market Animal Sale will be limited to 4-H and FFA members only.
- c. To complete a 4-H Market Animal Project the member and animal must exhibit in both quality and fitting & showing classes. Exceptions will be made only by the Livestock 4-H/FFA Committee.
- d. An exhibitor may sell only one market animal at the Market Animal Sale.
- e. 4-H and FFA members must show a completed project, which includes record book fully completed and signed by the "certified project leader". Record books must be finished by 6:00 p.m., Monday, August 5, 2024 or member will not be eligible to sell their animal in the Market Animal Sale.
- f. White Ribbon Beef, Poultry, Rabbit, Sheep, Goats, and Swine, will not be sold at the Market Animal Sale.

3. Showing Rules

- a. Pens of sheep and swine must be preceded by a breeding project the previous year.
- b. All female cattle shown at the fair will be Bangs

tested as per Idaho Dept. of Agriculture Code #25-613A.

- c. All fitting of livestock, in preparation for fitting & showing contests, must be done by the exhibitors with assistance or guidance of a parent or leader as needed, for safety. Failure to comply may be cause for disqualification.
- d. No horns on market animals. Beef may have scurs less than 2 inches. Horns will be allowed on dairy and breeding animals, except dairy goats.
- e. Any goats entered at the Boundary County Fair need to be dehorned or disbudded. The only exception will be Angora Goats, also known as "Fiber Goats".
- f. Proper and timely feeding and care must be given to all animals THROUGHOUT THE ENTIRE FAIR. Members are required to clean their own pens/stalls. If a scheduling conflict arises, it is the member's responsibility to find another member to assist in completing stall cleaning and feeding for their animal (s). Cleaning stalls and feeding animals must be completed before 9:00am and must be completed again no later than 8:00pm. If an animal(s) pen is excessively dirty throughout the day, extra attention may need to be given in order to maintain a healthy living environment for that animal. A written warning will be given for the first incident. A \$50 penalty will be assessed for each additional incident. Market animal projects will have the fee(s) deducted from their Market Animal Sale Check. All other animal projects must pay the fee(s), if assessed, or they will be ineligible to take an animal project in the future, until the debt is paid in full.
- g. Do not arrive to animal barns until 9:00 a.m. on Sunday. Stall cleaning and 4-H project check-out is from 9:00 a.m.-11:00 a.m. unless prior arrangements have been made with barn superintendents. A \$50.00 fee will be assessed if stalls are not cleaned by 11:00 a.m.
- h. All lambs must have liftable tails (determined by utilizing county device). If a lamb prolapses' at home it may not be brought to the Boundary County Fair. If a lamb prolepses' at the Fair it must be taken home immediately and may not sell if market animal.
- i. 4-H & FFA members must be in compliance with industry approved animal care and management practices. 4-H/FFA animals that have been altered in an "unapproved" manner (such as clipping teats to render them reproductively unsound) will result in disqualification from the 4-H/FFA livestock program and the member will be barred from all future participation.

4. Sale

- a. Members will be charged two percent (2%), plus: Beef-\$19, Swine-\$11, Sheep-\$10, Goat-\$10, Poultry-\$3 and Rabbits-\$3 to pay for printing, auction, hauling, photos, and other expenses. Sale weight will be calculated as follows: final weight minus 1 % for beef, swine, sheep, and goat.
- b. See Livestock Rules and Regulations in the Fairbook for further pertinent information.

Boundary County 4-H/FFA Event Dress Code

This dress code has been developed to ensure that participants and spectators are not offended or uncomfortable during 4-H/FFA events and activities. As the Idaho State 4-H Family Handbook, and the FFA Code of Ethics states, members should be their own best 'exhibit'. This includes their personal manners, attitudes, and courtesy, as well as appropriate dress and physical appearance. If you choose to dress inappropriately, you will be asked to change or leave the event until proper dress is obtained. Please dress responsibly to ensure that you contribute to a pleasant 4-H/FFA atmosphere.

As a rule, a 4-H/FFA member's clothing should be neat, clean, modest, acceptable in repair and appearance, and be in good taste and decency as appropriate for the specific event. The member is a representative of 4-H/FFA programs, and their appearance should reflect professionalism.

Examples of prohibited dress or appearance include but are not limited to:

- Bare midriff shirts
- Exposed undergarments
- Excessively short or tight garments, including spankx, tube tops, and short shorts
- Shirts with less than a 1-inch strap, including strapless and one-shoulder tops
- Shirts that reveal navel, back below the shoulder blades or cleavage
- Attire with messages or illustrations that are vulgar, indecent or advertise any product or services not permitted by law to minors
- Any adornment such as chains or spikes that could be perceived as a weapon
- Any symbols or styles associated with gangs or intimidation

Livestock Exhibitor Dress Guidelines

These guidelines for show dress must be observed whenever exhibitors are in the show ring and during the Market Animal Sale. A shirt or blouse must be worn. It may be sleeveless, short sleeved or long sleeved, but must have a collar. If the shirt has buttons it must be buttoned to the collar bone. Full Length slacks, pants, or jeans are appropriate. "Grubby", holey or tight worn out jeans as well as excessively baggy pants are not acceptable. Hard soled boots or laced tennis shoes must be worn to meet safety standards. NO sandals, flip flops, or heels more than 1½ inches high. Western hats are appropriate unless otherwise noted by the judge. NO baseball caps. All Dairy projects, (goats, cows, etc.) members must wear white pants and white shirts. 4-H club shirts, vests or jackets must have collars and shirttails must be tucked in. Decorating of exhibitors or animals by means of costume, signs, glitter, body paint, etc. WILL NOT be tolerated at any time while competing or during the Market Animal Sale.

Note: *Please take pride in your personal appearance, represent yourself respectfully to support the group you are associated with. *Fair Royalty & Family Fun Night Royalty (4-H & FFA) will NOT wear sashes or tiaras while competing. They may be worn during the Market Animal Sale.

If during any 4-H/FFA event you are asked to change by a Leader or Advisor, please do not argue and comply as asked. If you think you have been asked unfairly, please change for the time being and follow the guidelines for filing a complaint to the Leader's council and Livestock committees to be dealt with in a reasonable manner as the 4-H Code of Conduct states.

4-H Memorial Hall Exhibit Rules

4-H Memorial Hall exhibits must be checked into the Fair between 2 p.m. and 6 p.m. Monday, August 5, 2024

1. **4-H FAIR ENTRY FORMS DUE TO THE EXTENSION OFFICE JULY 25**
2. **PICK UP EXHIBIT CARDS AT THE EXTENSION OFFICE AFTER JULY 25**
3. **POSTER SIZE FOR ALL POSTERS IS 14 X 22** (exception of Community Pride Posters)
4. **Each item within a project must be labeled with an exhibit card**

Clothing

- a. Safety-pinned to garments (waistband for skirts or pants, on hem of sleeves for tops). No straight pins please!
- b. Display commercial pattern guide sheets or copy if shared with record book. Label each page with member's name.
- c. Clothing articles that have been worn or become soiled should be laundered before exhibiting.
- d. Clothing projects modeled at the Style Revue must be displayed at the fair.

Knitting/Crochet

- a. Attach exhibit card to each item (exhibits of more than one item should be attached together and displayed in a clear bag).

Foods

- a. Recipe should be included with food items that are placed inside a zippered storage bag with food (do not include record book in the bag).
- b. Maximum size for cake boards is 13 inches wide by 15 inches long-cakes must be able to fit in glass display case.
- c. Cake (decorated) may substitute Styrofoam for cake.
- d. Cake (non-decorated): 4-inch square piece of cake on 6 inch plate
- e. Cookies: 4 on a 6 inch plate
- f. Breads: 1 loaf on a 6 inch plate
- g. Biscuits/muffins: 4 on a 6 inch plate
- h. Jewelry Display Board: 15"x15"

Posters/Exhibits

- a. Tape exhibit card to the upper right hand corner.

Record Books

- a. Maximum binder size 1½".

Display Items

- a. 3 dimensional items etc., must be contained in a 12x16 inch display such as a pop can flat. Loose items will not be accepted.



CAMP CLOVER



Call: (208)-267-3235 / Email: boundary@uidaho.edu to register or for more information about any of these camps

Extension Office Address: 6791 B Main St, Bonners Ferry, ID

Open to any youth, Lunch is provided

OUR IDA-HOME THURSDAY, JULY 11TH, 2024

AGES
5-9

Camp Clover is an Action Packed day camp for youth. Space is limited, and participants of this camp must be already pre-registered by July 9th, 2024.

Cost: Free

Where: Rotary Park at Snow Creek Pond (on Lions Den Road)

Dress: for weather (play clothes)

Schedule:

- 8:45-9am: Sign In
- 9-9:15am: Orientation
- 9:30-11:45am: Morning Stations
- 11:45am-12:15pm: Lunch (Provided)
- 12:30-2pm: Afternoon Stations
- 2pm: Pick up

Persons with disabilities have the right to request and receive reasonable accommodations. Please complete the form found at [reasonable-accomidation-for-4h-parent-complete.pdf \(uidaho.edu\)](#) to assist in evaluating the reasonable accommodation request at least two weeks prior to the event. Accommodation applications cannot be approved without supporting documentation. Submit the request form found in the link above around with supporting documentation to Center for Disability Access and Resources 875 Perimeter Drive Moscow, ID 83844-4257 cdar@uidaho.edu Phone 208-885-6307, Fax 208-885-9404



Youth Stem/Robotics



Camps



Cost: FREE

Pre-registration is Required: Call 208-267-3235/Email:
boundary@uidaho.edu

All Classes will be held at the
Boundary County Extension Office
6796 B Main Street

June 20—Robotics

Dash & Dot Robots

- Ages 9-14: 9:00am—10:15am

Dash & Dot Robots + Robot Mouse

- Ages 5-8: 10:30am—Noon

June 28—Robotics

LEGO Essentials

- Ages 5-8: 1:30pm—2:30pm

LEGO Spike Prime

- Ages 9-14: 2:45pm—4:15pm

July 8—S.T.E.A.M.

Circuitry & Electricity

- Ages 5-9: 9:00am—10:15am

Circuitry & Electricity

- Ages: 10-14: 10:30am-11:45am

July 18—Robotics

Kibo Robots

- Ages 5-8: 9:00am—10:15am

SPHERO

- Ages 9-14: 10:30am—11:45am

July 24—S.T.E.A.M.

Towers & Construction

- Ages 5-9: 1:00pm—2:15pm

Towers & Construction

- Ages 10-14: 2:30pm—3:45pm

July 31—S.T.E.A.M.

Team Building Exercises/Challenges

- Ages 5-9: 9:00am—10:15am

Team Building Exercises/Challenges

- Ages 10-14: 10:30am—11:45am



University of Idaho
Extension



If you are moving or have a change of address—please let us know. 208-267-3235



Did you miss the opportunity to advertise in this year's Fair Book? Do you know someone who has a business or is new to town that would benefit by advertising in the Fair Book?

Please call Boundary County Extension Office to get advertising information for the 2025 Fair Book. If you have questions, would like to sell ads, or advertise please contact the Extension Office at 208-267-3235 and ask for Debbie.



UI EXTENSION BOUNDARY COUNTY
P.O. BOX 267
BONNERS FERRY, ID 83805

RETURN SERVICE REQUESTED

NON-PROFIT
PRSR STD
U.S. POSTAGE
PAID
PERMIT NO. 145
BONNERS FERRY, ID

JULY/AUGUST 2024

KEEPING OUR COMMUNITY CONNECTED

BOUNDARY COUNTY EXTENSION STAFF



SUMMER TIME!

Amy Robertson	Extension Educator Family & Consumer Sciences
	Extension Educator Agriculture & Horticulture
Debbie Higgins	4-H Program Coordinator 4-H Friday Friends Program Coordinator
Angela Tucker	Administrative Assistant
Sheila Pruitt	Secretary

*Where trade names used, no discrimination is intended and no endorsement by the University of Idaho Extension System is implied.

College of Agricultural and Life Sciences

The University of Idaho has a policy of nondiscrimination on the basis of race, color, religion, national origin, sex, age, sexual orientation, gender identity/expression, disability, genetic information, or status as any protected veteran or military status. Persons with disabilities have the right to request and receive reasonable accommodations. Please contact the Boundary County Extension Office at P. O. Box 267, Bonners Ferry, ID 83805, or by calling 208.267.3235, or via email at boundary@uidaho.edu at least two weeks prior to the event to request reasonable accommodations.