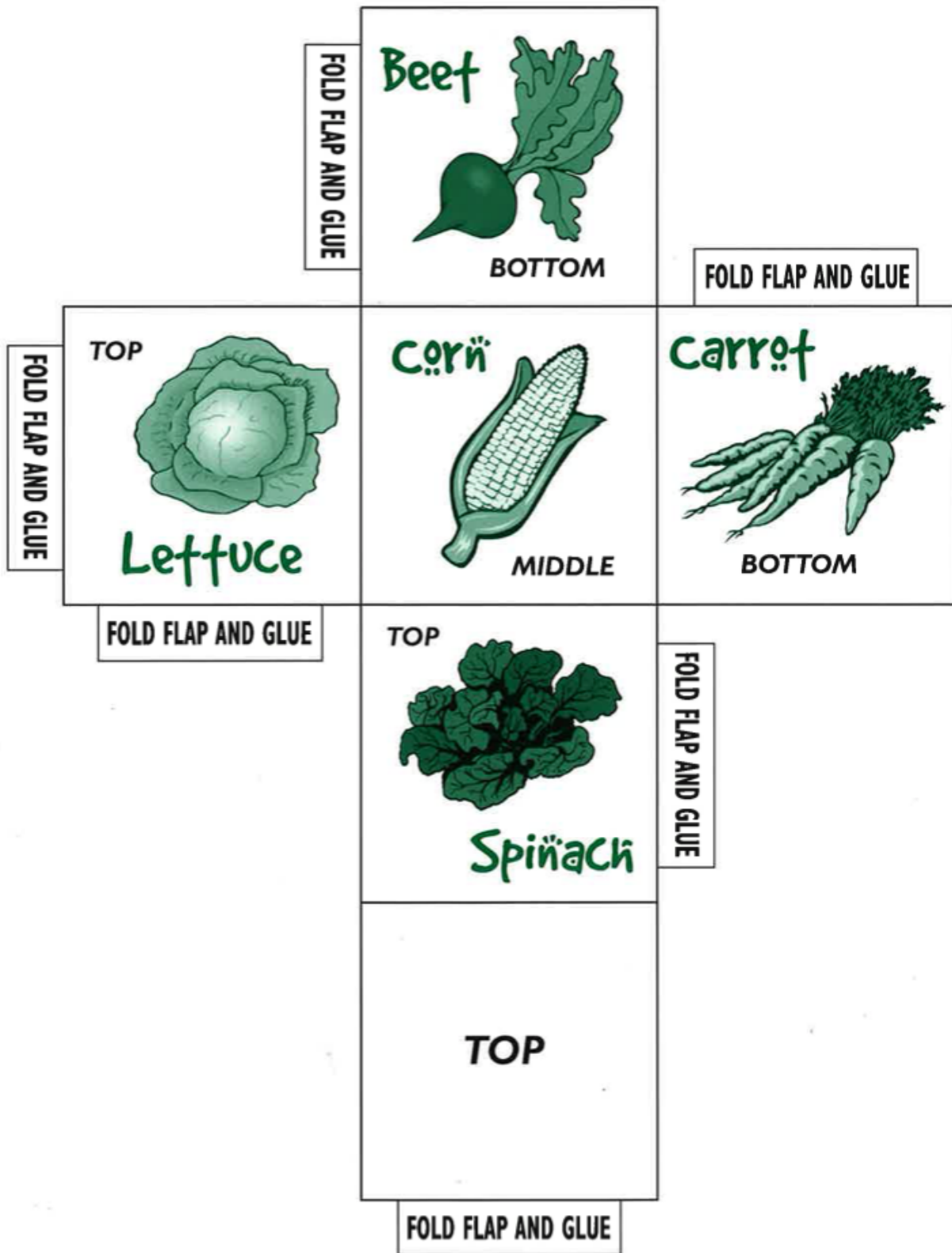







Tops & Bottoms Charades



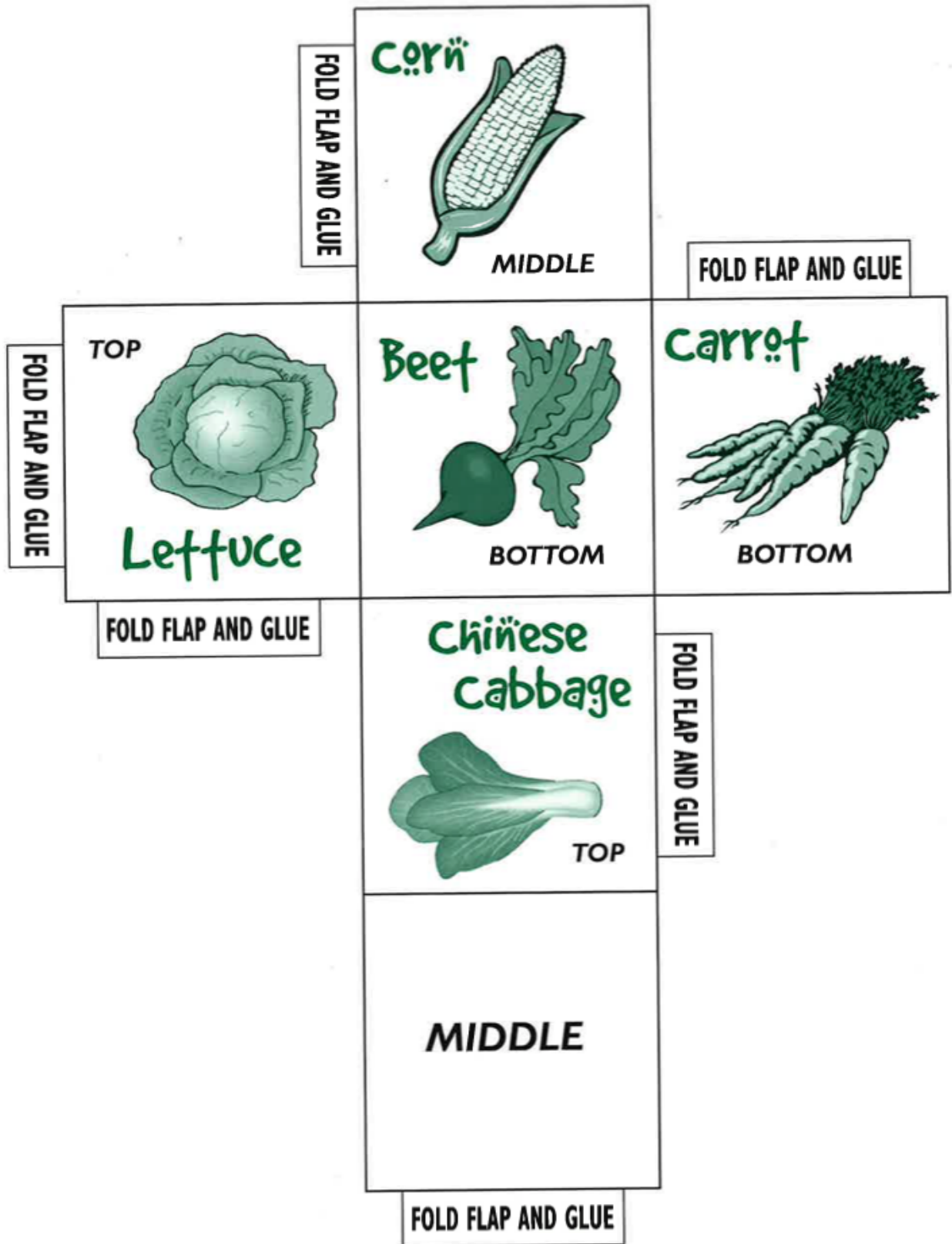
Tops & Bottoms Dice Cutouts: Activity 26: Veggie Bunk (College Station: Vegetable in the Garden, Junior Master Gardener, Texas A&M Agrilife Extension), 127-129.

Tops & Bottoms Charades

	<p>TOP</p>  <p>Leek</p>	
<p>FOLD FLAP AND GLUE</p>	<p>Chinese Cabbage</p>  <p>TOP</p>	<p>FOLD FLAP AND GLUE</p>
	<p>BOTTOM</p>	<p>Carrot</p>  <p>BOTTOM</p>
<p>FOLD FLAP AND GLUE</p>	<p>Corn</p>  <p>MIDDLE</p>	<p>FOLD FLAP AND GLUE</p>
	<p>TOP</p>  <p>Lettuce</p>	
	<p>FOLD FLAP AND GLUE</p>	

Tops & Bottoms Dice Cutouts: Activity 26: Veggie Bunk (College Station: Vegetable in the Garden, Junior Master Gardener, Texas A&M Agrilife Extension), 127-129.


Tops & Bottoms Charades



Tops & Bottoms Dice Cutouts: Activity 26: Veggie Bunk (College Station: Vegetable in the Garden, Junior Master Gardener, Texas A&M Agrilife Extension), 127-129.



Apple



Cut along line and cut out Seed Cards




Pear



Cut along line and cut out Seed Cards





Peach



Cut along line and cut out Seed Cards



Plum



Cut along line and cut out Seed Cards





Cut along line and cut out Seed Cards



Cut along line and cut out Seed Cards





Black Beans

Date planted: _____

Day 1	Day _____	Day _____
Day _____	Day _____	Day _____



Red Beans

Date planted: _____

Day 1	Day _____	Day _____
Day _____	Day _____	Day _____



Lentils

Date planted: _____

Day 1	Day _____	Day _____
Day _____	Day _____	Day _____



Pinto Beans

Date planted: _____

Day 1	Day _____	Day _____
Day _____	Day _____	Day _____



1. Planting

In the spring, farmers plant bean seeds in their fields.



2. Growing

Throughout the summer, bean seeds grow into green plants. The plants grow flowers, and then bean pods, where the bean seeds develop.



3. Drying

In the fall, the hot weather dries out the bean pods. The pods dry out and turn brown. The seeds inside the pods also dry out. That's how farmers know it is time to harvest the beans.



4. Harvest

Farmers use tractors to pull large harvesting machines. The machines pick up plants and sort bean seeds from the rest of the bean plant.



6. Canning

Dried beans can also be brought to a food processor or cannery where they are soaked in water, mixed with salt and water and then sealed and cooked in cans.




5. Cleaning and Drying

Farmers use machines to sort out rocks and dirt from the bean seeds. Then they store the bean seeds in large crates in warehouses until they are packaged. We can buy dried bean seeds at the store. The dried bean seeds are called dried beans.

OAT LIFECYCLE GAME

Spin the wheel to learn about what oats are doing in each season. Act out the oats' lifecycle with your body and enjoy Idaho oats all year long!





MATCHING GREENS!

Can you guess which greens grow up to be the plants below? Draw a line between the microgreens and plants!



Radish



Broccoli



Sunflower



MATCHING GREENS!

Can you guess which greens grow up to be the plants below? Draw a line between the microgreens and plants!



Radish



Broccoli



Sunflower



HEALTHY SALAD GREENS!

Count the number of each type of salad green and write the number in the blanks.



____ Lettuce ____ Spinach ____ Arugula ____ Microgreens



HEALTHY SALAD GREENS!

Count the number of each type of salad green and write the number in the blanks.



____ Lettuce ____ Spinach ____ Arugula ____ Microgreens

Answers: 4 Lettuce, 3 Spinach, 2 Arugula, 2 Microgreens